



BE STRONG

and

COURAGEOUS



JOSHUA AND THE WALLS OF JERICHO



PARENTS GUIDE

Hello!

I hope that the new pattern of life that we are all having to adjust to is working okay for you. We are working on sharing lots of child focused resources with you in the coming weeks. Both resources that help you 'Raise Faith' in your children, but also that help support our local communities and especially the many parents that are anxious about how to keep kids busy and engaged in the coming weeks.

This pack is meant to be used alongside the Kids Connection videos on March 22nd 2020. If you've not watched the videos yet they can be found at thebeaconchurch.com/kidsconnection. Watch the videos as outlined on the webpage, then take a look through this pack.

We have included lots of activities to cover all ages and preferences. We are definitely not expecting you to give all of them a go!! Pick a couple that work for you and your family and then join us at the live chat (2pm Sun 22nd March) to let us know how you got on. Details of how to join the live chat are on the Kids Connection page.

We would love if you shared what you got up to with us. You can email us at info@thebeaconchurch.com or post a comment or message on facebook. Hopefully we will then be able to share your kids amazing efforts on live chats.

We'd also be delighted if you made use of some of these activities throughout the week. If you do, let us know how you got on.

If we can help you with any support or you have ideas of other resources we can provide don't hesitate to get in touch.


Take Care

Hannah

Beacon Children's Church Team


TELL THE STORY

Choose these activities to help you reinforce the story we have just learnt about.



Use a Children's Bible

The story of Joshua and the walls of Jericho is in most children's Bibles. Why not reread it together.



Four Folds Creative Story Telling

Use the instructions on [Flame Creative Ministries](#) using four pieces of paper and some split pins then get your children to retell the story in the same way.



Use Bible App For Kids

The Bible App For Kids is free and includes a retelling of the story of Jericho. Look for the story called 'Waters part and walls fall'



Use The Superbook App

The 7-11s will already be familiar with Superbooks but the free app allows you to watch episodes Download the app, click videos > Superbook > Season 2 > Rahab and the walls of Jericho. Sign up is required, but it is free

GET ACTIVE

Choose these activities if your child learns best through physical activities and games.



Joshua Commands

Joshua had to command a whole nation to follow God's instructions. Play 'Simon says' but instead of Simon says use 'Joshua Commands'. Relate your commands to the story - march, spy on the city, blow a horn, fall like the walls etc



Spy Finder

Joshua sent spies into the city of Jericho either get your child to creep up on you and see if they can do it without you hearing or give them a list of objects they have to collect over the week without being caught. They could find - a blue sock - a hairbrush - one shoe etc



March Around The Walls

Set up some chairs or blocks as Jericho then march round them 6 times. for 6 days Then on the 7th 'day, march round another six times, on the last time' make lots of noise once your done. This idea is from HeatherHaupt.com




Obstacle Course

God actually commanded Joshua to be 'strong and courageous'. Get your child to follow your commands as they complete an obstacle course blindfolded. Use chairs and tables or take the course to your back garden.

HANDS ON

Choose these activities if your child enjoys getting creative and constructing things.



Build Brick Walls

Why not build your own Jericho city out of blocks (wooden, lego, duplo) and then help the walls come crashing down.



Have An Engineering Challenge

Why not set your child an engineering challenge to build a wall. You could try these ideas here at [Frugal Fun For Boys And Girls](#).



Jericho Snack

Kids love food craft! Why not construct a Jericho city with icing and biscuits or crackers.

Or make a wall with marshmallows and chocolate spread. Find more instructions at [3 Cherry Cokes Blog](#).



Water Glass Trick

Follow the instructions on [Flame Creative Ministries](#) of how to perform this water trick.

Use her instructions to talk to your child about how we trust God to help us be strong and courageous.

GET CRAFTY

Choose these activities if your child loves to cut, stick, sprinkle glitter and create!



Paper Horn

Roll up a piece of paper to create a horn then decorate it with pens, crayons, stickers, pom poms, glitter - whatever works for you! Then march around with it to recreate the story.



Jericho Wall Collage

Draw the walls of Jericho on plain paper then add the bricks of the wall using cut up squares of coloured paper glued down. Full instructions are at [Calvary Waterford Kids](#)



Make A Drum

Follow these instructions from [Red Ted Art](#) to make your very own drum then use it very loudly as you recreate the story.



Make A Spy Decoder

Create this toilet roll spy decoder using instructions from [Kids Activities Blog](#). Then send a message to Joshua reporting back on what the spies found in Jericho.

GO DEEPER

Choose these activities to help your child dig deeper into the Bible and take time to pray.



Learn The Memory Verse

Write out the memory verse and say it together then cover up sections of the verse and see if you can still remember it. Cover even more up and try again. Actions really help remember verses, if you use them don't forget to video and share them!




Study The Bible Together

Read Joshua 5:13-6:21 together (the NCV version is great for kids and it's on the Bible App). Then discuss: Did they expect Joshua to win this battle by just blowing trumpets and shouting? Why or why not? What was so special about Joshua? Was Joshua courageous? Was God with him?



Prayer Activity

Ask your child to draw a picture of a situation where they need to be 'strong and courageous' discuss your child's picture and remind them that our memory verse says that God is always with us. Then pray with your child about the situation they have drawn and thanking God.



Use Superbooks App Games

The Superbook App is available free and if you click on the 'Bible' section you can look up any verse such as Joshua 1:9 and it creates wordsearches and other games for that verse to help you remember it.


PRINTABLES

Choose these activities if your child loves to sit, colour and do printable activities.



Colouring Pages

Choose from one of these three colouring pages including the cartoon one pictured, a more realistic one and the Bible verse



Maze Activity

Why not print out this maze from Sunday School Zone



Spot The Difference

Why not print out this spot the difference from Sunday School Zone



Drawing Prompt

Ask your child to draw a picture of Joshua and the walls of Jericho. Get them to explain which part of the story they've drawn and why.