



EASTER



SUNDAY



PARENTS GUIDE

Hello!

This pack is meant to be used alongside the Kids Connection video on April 12th 2020. If you've not watched the video yet they can be found at thebeaconchurch.com/kidsconnection. Watch the video, then take a look through this pack.

If you do any of the activities don't forget to email pictures of them to info@thebeaconchurch.com or share them at the live chat at 2pm on Sunday 12th April.

Look out for Professor Beacon experiments (Fri's 10am) and the Kids Quiz (Weds 3pm). If you want to keep up to date with what's going on with Beacon Kids why not join the [Facebook Group](#).


Take Care

Hannah

Beacon Children's Church Team

TELL THE STORY

Choose these activities to help you reinforce the story we have just learnt about.



Use a Children's Bible

The story of Easter is in all children's Bibles. Why not reread it together.



Children's Bible App

The Children's Bible App can be downloaded [here](#). It is full of stories and quizzes including the story of Easter look for 'It is Finished'



Youtube

The Beginner's Bible is a popular kids Bible and this animated version is great at retelling the story especially for younger kids. Check it out [here](#).



Superbook App

The Superbook app is filled with quizzes and games as well as Bible story videos. Check out the Easter story by clicking Videos > Superbook > Season 1 > He is Risen. Download the app [here](#).


GET ACTIVE

Choose these activities if your child learns best through physical activities and games.




Games With Eggs

Time for some classic games with raw (or if you're less brave, boiled) eggs. Try the egg toss where you throw an egg to each other and get further apart or a classic egg and spoon race!



Easter Egg Scavenger Hunt

This ready made Easter Indoor Egg Hunt comes with ready made clues so you can hide eggs or sweets around your home. You'll need to sign up, but it's free from Children's Ministry Deals.



BOWLING WITH WOBBLY EASTER EGGS

Easter Egg Bowling

Once you've eaten all your chocolate reuse the plastic eggs for some wobbly egg bowling like they have at And Next Comes L.



Easter Minute To Win It

In one minute can you... balance an egg on a lightbulb using only salt? Throw 2 plastic eggs into 2 separate baskets using only one hand?

Or, on a tray of plastic eggs roll off only one chosen eggs with the rest remaining on the tray?

HANDS ON

Choose these activities if your child enjoys getting creative and constructing things.




Crown Of Thorns Biscuits

Try making this crown of thorns from Flame Creative Ministries with a biscuit, icing and pretzels. Then discuss Jesus' death and resurrection.



Stone Rolling Marble Mazes

Check out the marble mazes from Flame Creative Ministries then make your own with recycling. Chat about how the stone was rolled away from Jesus' tomb.



Easter Play Dough Mat

Use the Play Dough Mat from Flame Creative Ministries to discuss Jesus' death and why this made the people sad. Then discuss how he came to life again.



Easter Lego Scene

Why not use Lego to recreate parts of the Easter story, discuss them as you build. You could even try making your own animation video.

GET CRAFTY

Choose these activities if your child loves to cut, stick, sprinkle glitter and create!



Tape Resist Crosses

Check out the tape resist crosses at [Flame Creative Ministries](#) using crayon, or follow this painted version tutorial at [Ministry To Children](#).



New Life Butterflies

Butterflies are another great symbol of new life. Try one of these butterflies from [Flame Creative Ministries](#) and talk about how Jesus brings new life.



Decorate Eggs

There are literally hundreds of ideas on this [Pinterest Board](#). Pick whatever suits your child's interests. As you decorate discuss how eggs remind us of new life in Jesus.



Make An Easter Bonnet

Check out this collection of Easter Bonnet ideas from [Red Ted Art](#) including some super simple ones.

GO DEEPER

Choose these activities to help your child dig deeper into the Bible and take time to pray.



Learn The Memory Verse

This week's memory verse John 3:16 is a very famous one. Why not learn it this week, use this [Youtube song](#) to help you.



Study The Bible Together

If you have an older child why not watch one of the [Bible Devotionals](#) from Sunday Connection this week with them? Each comes with a Bible reference and questions.



Prayer Activity

Butterflies can remind us of new life and things we would like to start afresh. Write a prayer about new starts on paper and then turn it into the butterflies in 'Get crafty'.



Story Sack Reflections

Use a few simple objects to discuss and reflect on the Easter story.. Use a palm branch, bread & cup for the last supper, flower for the garden of gethsemane, wood & nails for the cross and a stone and cloth for the empty tomb.

PRINTABLES

Choose these activities if your child loves to sit, colour and do printable activities.



Printable Pack

Check out this pack from Illustrated Ministries it has a colouring, drawing prompt and word jumble all in one pack.



Colouring Pages

Ministry to Kids has put together a collection of 15 different colouring pages, so there's something for everyone here..



Wordsearch

Print out and complete this word search from Puzzles To Print.



Drawing Prompt

This collection of drawing prompts from Kitchen Table Classroom focuses more on Spring than Easter, but many of the pictures are of 'new life'. Chat about how the pictures link back to Easter as you draw together.

SHARE EASTER

Share Easter with your neighbourhood this Easter by putting a cross in your window and wishing passersby 'Happy Easter'



Stained Glass Cross

This cross is perfect for putting in a window as it's designed for the light to shine through.

Check out the instructions at [Kara's Creative Place](#). If you don't have sticky plastic, use sellotape.



Paper Towel Dyed Cross

Another craft designed for windows is this paper towel craft from [Catholic Icing](#). If you don't have egg dye why not use food colouring or felt tip pens then wet the towel.



Stick Cross

If you prefer something more hands on why not try looking for sticks on your daily walk and tying them together like this one from [Repurposing Junkie](#).




Bead Cross

Follow the instructions at [Darcie](#) for another hands on craft this time with beads. Not got beads? Use chopped up straws or make [paper beads](#). Not got pipe cleaners? Why not try wire (even paper clips) or string.

SHARE EASTER

Share Easter with your neighbourhood this Easter by putting a cross in your window and wishing passersby 'Happy Easter'



Lollipop Stick Cross

Another craft from Darcie this time using lollipop sticks, not got any why not just cut up paper or card and decorate with stickers or colour it in.



Salt Painting

Want to try a new way of painting then try this salt painting from Catholic Icing.



Happy Easter

Don't forget to add a 'Happy Easter' message to your crosses. You could make your own or use one of the ones we have created here.



Printed Message

If crafts aren't for you then why not print out this Easter message here. There's two versions in case you're trying to save ink.