

KIDS CLUB BY POST

Weekly pack 2
06/04/20

The Last Supper and Jesus' Crucifixion

Story and activities to do at home
while we are unable to meet





Story 1

New Living Translation

On the first day of the Festival of Unleavened Bread, when the Passover lamb is sacrificed, Jesus' disciples asked Him, "Where do You want us to go to prepare the Passover meal for You?" So Jesus sent two of them into Jerusalem with these instructions: "As you go into the city, a man carrying a pitcher of water will meet you. Follow him. At the house he enters, say to the owner, 'The Teacher asks: Where is the guest room where I can eat the Passover meal with My disciples?' He will take you upstairs to a large room that is already set up. That is where you should prepare our meal."

So the two disciples went into the city and found everything just as Jesus had said, and they prepared the Passover meal there. In the evening Jesus arrived with the twelve disciples. As they were at the table eating, Jesus said, "I tell you the truth, one of you eating with Me here will betray Me." Greatly distressed, each one asked in turn, "Am I the one?" He replied, "It is one of you twelve who is eating from this bowl with Me. For the Son of Man must die, as the Scriptures declared long ago. But how terrible it will be for the one who betrays Him. It would be far better for that man if he had never been born!"

As they were eating, Jesus took some bread and blessed it. Then He broke it in pieces and gave it to the disciples, saying, "Take it, for this is My body." And He took a cup of wine and gave thanks to God for it. He gave it to them, and they all drank from it. And He said to them, "This is My blood, which confirms the covenant between God and His people. It is poured out as a sacrifice for many. I tell you the truth, I will not drink wine again until the day I drink it new in the Kingdom of God."

Then they sang a hymn and went out to the Mount of Olives.

Mark 14:12-26

Taken from the Holy Bible, New Living Translation © 1996,2004.
Used by permission of Tynedale House Publishers Inc., Carol Stream, Illinois 60166.
All rights reserved.

Simple version

The day before the Passover festival, Jesus' friends asked him, 'Where can we eat our special supper?' Jesus told them to go to a room in Jerusalem. That night, Jesus and his twelve friends went there and ate their last supper together. Whilst they were eating, Jesus said to them, 'One of



you is going to tell on me to the Roman soldiers.' Everyone was very sad to hear this. 'Not me!' they all said. Whilst they were eating, Jesus took a loaf of bread, and said thank you to God for it. Then he broke the bread and shared it with his friends. 'This is my body,' he said. Then he took the cup of wine, and thanked God again, and passed it to his friends. 'This is my blood,' said Jesus, 'my life which is given so that many people can be friends of God.' Then everyone sang a song, and they went out to the Mount of Olives.

Story 2



New Living Translation

A passerby named Simon, who was from Cyrene, was coming in from the countryside just then, and the soldiers forced him to carry Jesus' cross. (Simon was the father of Alexander and Rufus.) And they brought Jesus to a place called Golgotha (which means "Place of the Skull"). They offered Him wine drugged with myrrh, but He refused it.

Then the soldiers nailed Him to the cross. They divided His clothes and threw dice to decide who would get each piece. It was nine o'clock in the morning when they crucified Him. A sign announced the charge against Him. It read, "The King of the Jews." Two revolutionaries were crucified with Him, one on His right and one on His left. [And the Scripture was fulfilled that said, "He was counted among those who were rebels."] The people passing by shouted abuse, shaking their heads in mockery. "Ha! Look at You now!" they yelled at Him. "You said You were going to destroy the Temple and rebuild it in three days. Well then, save Yourself and come down from the cross!" The leading priests and teachers of religious law also mocked Jesus. "He saved others," they scoffed, "but He can't save Himself! Let this Messiah, this King of Israel, come down from the cross so we can see it and believe Him!" Even the men who were crucified with Jesus ridiculed Him.

At noon, darkness fell across the whole land until three o'clock. Then at three o'clock Jesus called out with a loud voice, "Eloi, Eloi, lema sabachthani?" which means "My God, My God, why have You abandoned Me?" Some of the bystanders misunderstood and thought He was calling for the prophet Elijah. One of them ran and filled a sponge with sour wine, holding it up to Him on a reed stick so He could drink. "Wait!" he said. "Let's see whether Elijah comes to take Him down!" Then Jesus uttered another loud cry and breathed His last. And the curtain in the sanctuary of the Temple was torn in two, from top to bottom.

When the Roman officer who stood facing Him [heard His cry and] saw how He had died, he exclaimed, "This man truly was the Son of God!"

Mark 15:21-39

Taken from the Holy Bible, New Living Translation © 1996,2004.
Used by permission of Tynedale House Publishers Inc., Carol Stream, Illinois 60166.
All rights reserved.

Simple version

The next day, the soldiers made Jesus carry a huge cross through the streets of Jerusalem. It was so heavy that they made a man called Simon help him. At nine o'clock in the morning they came to a place called Golgotha (which means 'the place of the skull'), and there they crucified Jesus - they nailed him onto the cross and left him there to die. There was a sign on the cross saying 'The king of the Jews'. They also crucified two robbers, one either side of Jesus. People who were passing made fun of Jesus and said mean things about him.

At twelve o'clock in the afternoon the sky went completely dark for three hours. Jesus cried out to God. Then, at three o'clock, he died. And the great curtain which hung in the temple ripped in half from top to bottom.

When the captain of the Roman soldiers saw how Jesus had died, he said, 'This really was the son of God!'

Questions to discuss

After reading the stories, you could discuss these questions:

Last Supper

1. If I had a special supper, who would I invite?
2. When do I have special food with my family or friends?
3. Why did Jesus want to have a special supper with his friends?
4. What have I learned about Jesus from this story?

The Cross

1. If I were one of Jesus' friends, what would I have done when Jesus was captured?
2. Have I let a friend down at some point? What makes a good friend?
3. Why wouldn't Jesus have escaped, fought or called on angels to save him?
4. How was Jesus able to forgive the people for being so nasty to him?


Challenge

Make a poster of three things you're grateful for.

You might want to put your poster in your window or on your wall to remind you always to say thank you Lord.

"Thank God for...."

Here are some examples (in Welsh) to give you an idea



Links

Sketch and meditation <https://youtu.be/bnF-nBO0c8g>

Video of the song at the end of this pack <https://youtu.be/H1YrNWU7IUg>

Information about Guardians of Ancora - a free game app. <https://guardiansofancora.com/>

Video of last supper story <https://www.youtube.com/watch?v=SigoALSS1R8>

Video of Crucifixion story <https://www.youtube.com/watch?v=HL8R158Ujp4>



Bible Bite

A short story from the Bible

It can be read in the Bible in
Lk 22:1-13, Mt 26:14-19, Mk 14:10-16

It was just before Passover, when Jews celebrate God rescuing them from Egypt. Jesus and his disciples were in Jerusalem...

The Chief Priests were plotting



How can we get rid of Jesus?
He always has crowds around him.

Jesus' disciple Judas came to them...



I could help you.

We'd be happy to pay you



How much?

30 silver coins



30 silver coins happened to be the same amount that had to be paid as compensation to the owner if a slave was killed
Ex.31:32



I'll let you know when Jesus is alone.

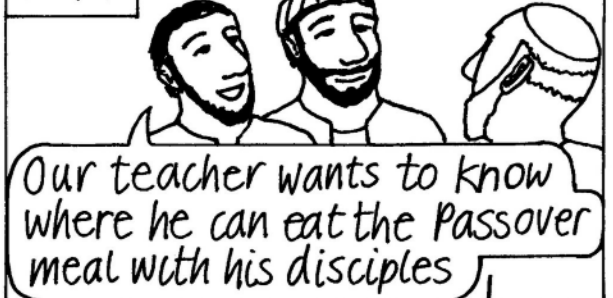
Meanwhile, Peter and John asked Jesus...



Where do you want us to prepare the Passover meal?

Go into the city and follow the man carrying a water jar to his home

They did, and asked the house owner



Our teacher wants to know where he can eat the Passover meal with his disciples

The room is upstairs on the roof, ready to use




Peter and John got the meal ready



That evening, Jesus and his 12 disciples went to the room to eat the Passover meal.



Colouring



© Crafting The Word Of God

As they were eating, Jesus took some bread and blessed it. Then He broke it in pieces and gave it to the disciples, saying, "Take it, for this is My body."

Wordsearch

F D X D J Q B M L N K W
J I K G D P O Z J P S I
E S L B U A D B U R S N
S C A E P S Y L D O U E
U I S T R S B O A M P Q
S P T R A O R O S I P L
K L Q A Y V E D J S E O
W E A Y E E A U I E R R
A S D A R R D P R F I D

BETRAY

BLOOD

BODY

BREAD

DISCIPLES

JESUS

JUDAS

LAST

LORD

PASSOVER

PRAYER

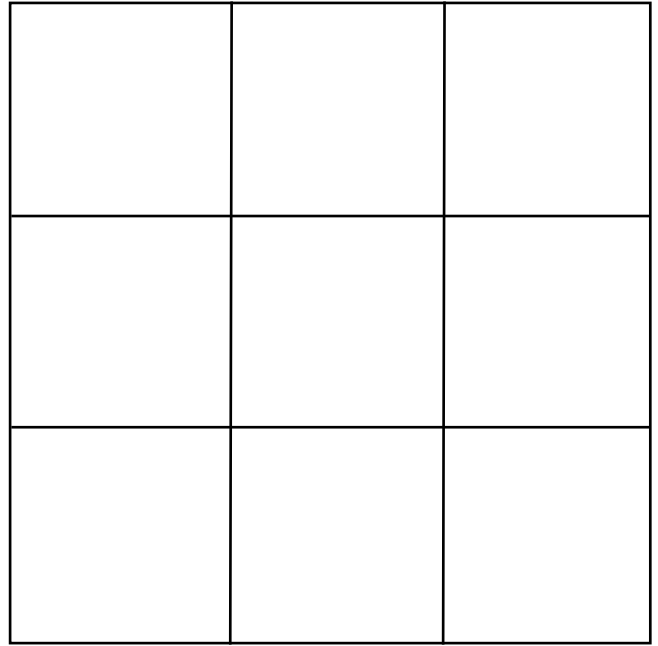

PROMISE

SUPPER


WINE

Puzzles

Use the grid to help you copy the picture.



Can you help the 2 disciples find the man carrying the jar on his head?



Challenge

Why not try and make models of today's two stories using Lego?



Craft

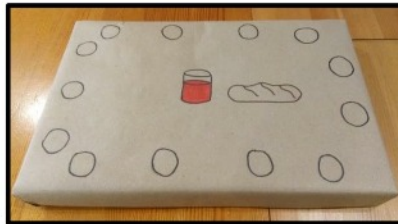
The Last Supper



You will need:
shoe box lid or cereal box
roll of brown paper
2 pieces A4 white paper
Pencil, Coloured pens
Scissors, Sellotape,
Glue Stick




1. To make your table wrap your shoe box lid or cereal box with brown paper and stick with sellotape




2. Draw some bread, a glass of wine & 13 plates (12 disciples & Jesus) on your table.



3. Get piece of A4 paper and fold lengthways



4. Open the paper and cut along the crease.




5. Repeat with second piece of A4 paper so you have 4 pieces.



6. Fold a piece of paper in half



7. Fold in half again




8. Open paper out to full size & then fold to make a zig zag shape




9. Fold zig zag shape & draw a person exactly like in the photo.



10. Cut around shape and unfold paper. You will have 4 men stuck together!



11. Repeat instructions 6-10 with the 3 other pieces of paper. (you will only need 13 men so cut off 3)



12. Colour Jesus & his disciples on each side.



13. Glue Jesus & his disciples around the outside of your table.

Craft

Make your own Easter Garden

You will need:

- | | |
|--------------------|------------------------------|
| tray or large bowl | small plant pot |
| soil | small stones |
| 1 large stone | moss or grass seed |
| 6 sticks | 1 piece of small white cloth |
| wool or string | scissors |



1. Place your plant pot on its side on the tray (this will be tomb) and cover half the tray (including over the side of the plant pot) with soil.



2. On the other half of the tray put your small stones.



3. If you are making your garden before Easter you could plant some grass seeds in the soil and watch them grow. If you don't have that long find some moss that is growing on a wall and peel it off to cover the soil area.



4. Fold the piece of white cloth and put it in the tomb.



5. Place the large stone in front of the entrance to the tomb.



6. With your sticks use them to make three crosses. Tie them together with string or wool.



7. Stick the crosses into the top of the "hill", if you have one cross that is bigger than the others, place it in the centre of the three crosses to represent the cross that Jesus died on.



Recipe

Unleavened bread

Prayer: Father God we come to you now and thank you for bread, the bread that helps us remember that Jesus died for us. Thank you for the wine that reminds us of the blood of Jesus that was poured out so that we are forgiven of all our sins, all the bad things we have done. We say sorry and ask you to forgive us in the name of Jesus Christ. Amen.

Ingredients

200g/7oz plain flour
¼ tsp salt
100ml/3½fl oz warm water
2 tbsp oil (olive, sunflower or vegetable)

Equipment

Large bowl, teaspoon, tablespoon, rolling pin, baking tray



Method

1. Place the flour and salt in a large bowl and trickle on the water bit by bit.
2. Mix the water and flour mixture together.
3. Add the oil and knead the dough – you are aiming for a soft dough. If it is too sticky, add a little more flour or if it is too dry, add a splash of water.
4. Knead the dough for 5 minutes – do this in the bowl or on a clean surface using one or two hands.
5. You can cook the bread straight away or leave the dough to stand for about 30 minutes.
6. Divide the dough into four balls.
7. On a clean surface, sprinkle a little flour so the dough does not stick, roll each ball of dough one at a time using a rolling pin. If you pick up and move round the dough often, it shouldn't stick. Don't worry if they aren't perfect circles! Or you can shape with your hands into a flat shape and place on the tray.
8. Heat oven to mark 4 ,170c
9. Place the dough on a baking tray.
10. Cook in a low oven for about 30 mins until golden brown, they should puff up a little.

About us

This pack has been prepared by:

Andy Hughes - Urban Saints, Jennifer Roberts, Nia Williams,

Susan Williams - Cynllun EFE & Chapel Caersalem, Caernarfon

With help, ideas and resources from Cass Meurig, Rhiannon Hughes,

Kathryn Williams, Francesca Ross, Rachel Hughes, Jo Palmer, Rhys Hughes & Greg Leavers



Mae yna
fersiwn
Cymraeg
ar gael
hefyd

Please note that, for copyright reasons, this pack may ONLY be distributed in full, free of charge. No single part of it may be separated or copied into any other publication without permission.

Contact Ahughes@saintygymuned.org

Creative Prayer

"Sorry"

Even when Jesus was on the cross and people were being very nasty to him, Jesus forgave them. When we say 'sorry' to Jesus, Jesus also forgives us because he loves us.

This is what the Bible tells us that Jesus will do:

"If we confess our sins to God, he can always be trusted to forgive us and take our sins away. "

1 John 1 verse 9

'Sins' is the word the Bible uses for the 'bad things' we do, say, or think.

You will need:

- Sand or salt or 'Etch a sketch'
- Tin or plate to hold the sand or salt

What to do:

- Think of something you've done, said or thought that's wrong or bad.
- When you have thought, write 'sorry' in the sand or salt, or on the 'Etch a sketch'.
- You can say 'sorry' to God as you write.
- Remember that Jesus went on the cross to forgive us.
- Rub out/erase the word.



As the word has gone, Jesus forgives us.

"Please, God"

You will need:

- Paper
- Colored pencils or felt pens

It's difficult at the moment because we don't get to see everyone in our family or all our friends. But God is with everyone.

- Make a heart shape and write the name of a family member or friend who you are not seeing at the centre of the heart.
- As you write their name, thank God for them and ask Him to be near them.
- Make a colourful pattern around the name to fill the heart.

Why not take a picture of the heart and send it to the person you have thought of.





Games



Where's the Bread?

You will need: a timer, a piece of bread or a roll.

You will need 5 or more people to play this version of the game.

- Person A has to leave the room.
 - Everyone else sits or stands in a circle with their hands behind their backs.
 - Person B puts the piece of bread in the hands of one of the people who make up the circle.
 - After the bread is put into the hands of a person, the one who went out of the room needs to be called to come back in and stand in the middle of the circle.
 - He/she has 30 seconds to guess who has the bread.
 - If Person A guesses correctly within the given time he/she will earn a point and join the circle.
 - If Person A does not guess correctly he will not score a point but will still join the circle.
- The person holding the bread goes out of the room and the game resumes.
- Person B may keep the score as well as being responsible for putting the bread into the hands of a person in the circle in each round.

Version 2 (fewer people)

One person leaves the room.

Another person hides the bread and the first person comes in and searches for the piece of bread. Everyone playing gets a turn at finding and hiding the bread.

The winner is the one who finds the bread in the shortest time.


Scavenger hunt

Search the house for the items in the list below.

How long did you take to collect them all?

You might be able to have a race with your family members or time it.

1. a sock
2. towel
3. a cup
4. a piece of bread
5. coins
6. leaf
7. Picture of a cockerel
8. pillow
9. dice
10. crown
11. a cross (or something to make a cross shape),
12. clock or watch



Read the 2 stories again.

How do you think the things you've collected are part of the story this week?

Remember to put things back where they belong!



Games



A verse learning game

"If we confess our sins to God, he can always be trusted to forgive us
and take our sins away."

1 John 1 verse 9

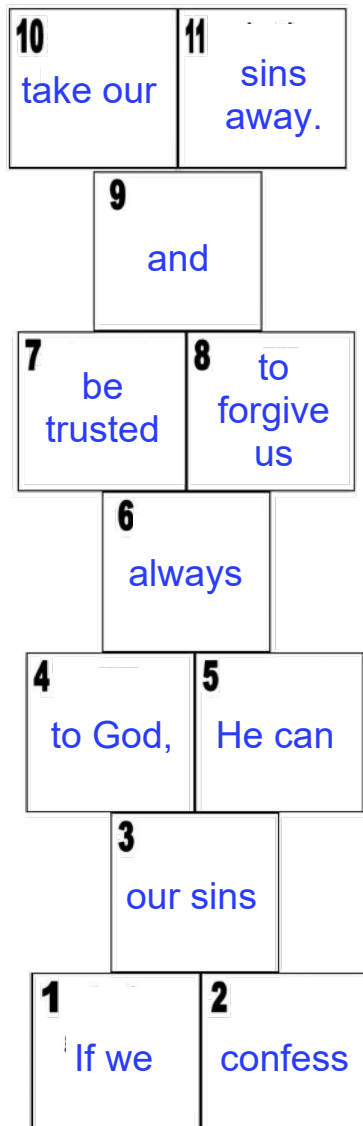
('Sins' is the word the Bible uses for the bad things we do)

You will need:

11 pieces of scrap paper (scrib on back), felt pen, 'sellotape', small stone
Or a piece of chalk and an outside space to make the 'Hopscotch' squares, a small stone

Preparation:

Write the verse on the pieces of paper and place them as pictured below.
Use the 'sellotape' to glue the paper to the floor in case you slip.



Start

How to play:

- Throw the stone into square 1.
- Hop on one leg to stand on square 1 and say the words on the square.
- Go back to the beginning and throw the stone to the next number.
- Hop on square 1 to reach square 2.
- Say the words on squares 1 and 2.
- Go back to the beginning and do the same by hopping on squares 1 and 2 to square 3.
- Say the words on squares 1, 2, and 3.
- Keep going this way until you reach the end (square 11) and say the whole verse.

If you play with someone else, when you can't get the stone to the square on the first throw, the next person gets a turn.

Remembering game

You will need:

- 10 things (or more for older children)
- Tea towel or something to hide things under
- Something to time with, such as a watch or phone
- Paper and pencil

How to play the game:

1. Put 10 things on a table, or ask someone else to put them on the table without you seeing them.
2. Look at them for 10 seconds.
3. Cover them with a tea towel.
4. Try to remember as many things as possible in a minute - say what they are or write them down.

Variation ...

Ask someone to take one thing off the table without you seeing it. Remove the tea towel and try to work out what is missing.

Why not have a competition with your family members - who can remember best?

Remembering

When Jesus had the last supper with his disciples, He showed them a special way to remember Him. Do you remember what they were supposed to do?



Games



Sing

Jesus (Jesus)
Jesus (Jesus)
Saviour (Saviour)
And friend.



The cross always reminds me
Just how much You love me.
You'll never let me go.
You'll never let me go.

© 1997 Greg Leavers

Watch a video of this song by clicking on
<https://youtu.be/H1YrNWU7IUg>

Sing

Jesus, Jesus, Saviour and Friend

Greg Leavers

Gently ♩ = 80

Je - sus, (Je - sus), Je - sus, (Je - sus),

Chords: D, F#m

Sa - viour, (Sa - viour), and Friend, The cross always re -

Chords: Bm7, Bm7/A, G, G/A

minds me just how much You love me, You'll ne- ver let me

Chords: D, A

go, You'll ne- ver let me go.

Chords: Em7, G, A7, D

1. A 2. D