

KIDS CLUB BY POST

Weekly Pack 12
15/06/20

Saul meets Jesus

Story and activities to do at home
while we are unable to meet.

Dont worry if you don't do everything in here.
Just do what you fancy and have fun!



This pack has been prepared by:

Andy Hughes - Urban Saints Wales, Susan Williams - Cynllun EFE and Capel Caersalem, Caernarfon,
Nia Williams - Capel y Drindod Pwllheli, Jennifer Roberts - Eglwys Unedig Jerwsalem Bethesda
with help, ideas and resources from Cass Meurig, Kathryn Williams, Jo Palmer, Gwyn Rhydderch,
Rachel Hughes, Morgan Bryn & Greg Leavers

Mae yna
fersiwn
Cymraeg
ar gael
hefyd

Please note that, for copyright reasons, this pack may ONLY be distributed in full, free of charge.
No single part of it may be separated or copied into any other publication without permission.

Contact AHughes@saintygymuned.org



Story

New Living Translation


Meanwhile, Saul was uttering threats with every breath and was eager to kill the Lord's followers. So he went to the high priest. He requested letters addressed to the synagogues in Damascus, asking for their cooperation in the arrest of any followers of the Way he found there. He wanted to bring them—both men and women—back to Jerusalem in chains.

As he was approaching Damascus on this mission, a light from heaven suddenly shone down around him. He fell to the ground and heard a voice saying to him, "Saul! Saul! Why are you persecuting me?"

"Who are you, lord?" Saul asked.

And the voice replied, "I am Jesus, the one you are persecuting! Now get up and go into the city, and you will be told what you must do."

The men with Saul stood speechless, for they heard the sound of someone's voice but saw no one! Saul picked himself up off the ground, but when he opened his eyes he was blind. So his companions led him by the hand to Damascus. He remained there blind for three days and did not eat or drink.



Now there was a believer in Damascus named Ananias. The Lord spoke to him in a vision, calling, "Ananias!" "Yes, Lord!" he replied.

The Lord said, "Go over to Straight Street, to the house of Judas. When you get there, ask for a man from Tarsus named Saul. He is praying to me right now. I have shown him a vision of a man named Ananias coming in and laying hands on him so he can see again."

"But Lord," exclaimed Ananias, "I've heard many people talk about the terrible things this man has done to the believers in Jerusalem! And he is authorized by the leading priests to arrest everyone who calls upon your name."

But the Lord said, "Go, for Saul is my chosen instrument to take my message to the Gentiles and to kings, as well as to the people of Israel. And I will show him how much he must suffer for my name's sake."

So Ananias went and found Saul. He laid his hands on him and said, "Brother Saul, the Lord Jesus, who appeared to you on the road, has sent me so that you might regain your sight and be filled with the Holy Spirit." Instantly something like scales fell from Saul's eyes, and he regained his sight. Then he got up and was baptized. Afterwards he ate some food and regained his strength.

Acts 9:1-19

Taken from the Holy Bible, New Living Translation © 1996,2004.
Used by permission of Tynedale House Publishers Inc., Carol Stream, Illinois 60166. All rights reserved.

Simple version

It was a hard time for Jesus' friends. Saul was after them, trying to put them in prison. One day Saul was on the way to Damascus when there was a flash of light. He fell down and heard a voice saying 'Saul.' 'Who are you?' he asked. 'I am Jesus'. Saul found he couldn't see. He was led into Damascus and for three days didn't eat or drink until a man called Ananias placed his hands on him. Then Saul was filled with the Holy Spirit and could see again. He was baptised and became a friend of Jesus.

Questions to discuss

After reading the story, you could discuss these questions as a family:

- 1) What sort of man was Saul at the start of the story?
- 2) Why do you think Saul was so mean to Jesus' followers?
- 3) Why did Saul change so much after he met Jesus?
- 4) What do you think it means to be a friend of Jesus?



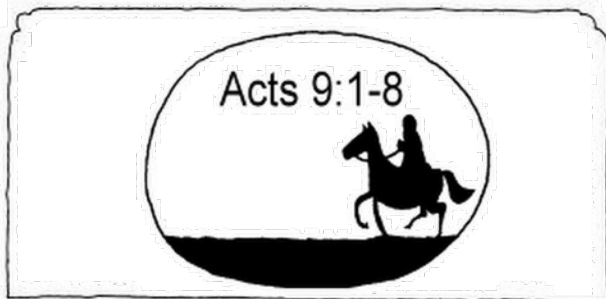
Story to colour

SAUL on the road to Damascus

Print Free: www.lambsongs.co.nz

By Jill Kemp

Illustrated by Richard Gunther



Paul, the great teacher,
wrote many things in the Bible,
but he didn't always know Jesus.
His name used to be Saul.



Saul loved God, but he was mad at people
who loved and followed Jesus.
Saul didn't understand that
Jesus was God's son.



He asked the most important leader at the Temple,
for permission to go to Damascus
and catch Jesus' followers.
Saul thought God would be pleased with him.



As he was going along the road,
to Damascus, all of a sudden,
a very bright light shone down from heaven.
Saul got such a fright that he fell over.



Then he heard a voice
from heaven saying,
"Saul, Saul, why are you
working so hard to stop my plans."



And Jesus himself spoke to Saul.
"I am Jesus. You hurt yourself
by trying to hurt me," He said gently.
"Go into the city. I have work for you to do."



When the light had gone,
Saul couldn't see anything.
The people with him didn't know
what had happened.



But, Saul was a changed man.
Love for Jesus filled his heart.
He wanted everyone to know about Jesus.
And later, God changed his name to Paul.



Short prayer

Father God,
 Thank You that you love me always.
 Thank You that you love me, even when I do things I shouldn't.
 Thank You that You have sent Jesus into the world so that I can be your friend.
 Please forgive me for doing things I shouldn't, and help me change.
 Amen.

Posau

Back to front verse!

The verse has been written back to front.
 To solve this puzzle use a mirror to help you see it the right way round.

God showed his
 great love for us
 by sending Christ
 to die for us while
 we were still
 sinners.
 Romans 5 verse 8



This turns into...

Draw lines to connect the pairs.



D G P H R N W A B O C E A H R N P W G T D S L F O

F
L
S
P
B
T
H
O
R
N
W
A
E

R
N
W
A
E
C
D
F
L
S
P
B
T

Wordsearch

O J P N I I T D E C I O V G E J Z Z
 E Q S D A N Z L R S V I S I O N V W
 J S W J D N I U G O B C Y P H N R J
 I B J E W M A R B U Y H P W D Y R E
 S L Q S U Y N N J A T E E S V S P M
 F R D U O B W T I D P A R E W P A F
 K O E S S O Z P A A S V S L U X V S
 I P M W W C Y M I Y S E E A O M N U
 L Q I Y O G U J E Q X N C C G B L C
 L I U N O L Q G B S A O U S Y B T S
 I L B D N I L B J U S P T G N T A A
 N I L L U A S O O C H E I D T M R M
 G G F E I E R H F I E Z N Y D U S A
 X H A Y Y N Q J K V K X G G L M U D
 Y T B I I B Y N G E N T I L E S S I
 C T X G D E S I T P A B Q I Y R B X
 W U Z C P O V S K G K Q M J Q R W W
 Y B G H D Z V V P H K B C B B Q I C

SAUL
 KILLING
 FOLLOWERS
 JESUS
 DAMASCUS
 LIGHT
 VOICE
 HEAVEN
 PERSECUTING
 BLIND
 ANANIAS
 TARSUS
 VISION
 MESSENGER
 GENTILES
 SCALES
 BAPTISED

C R N W A B O C E A H R N P W G T D S L F W A B O H



Links

Drama sketch https://youtu.be/lno-_UVVg_c

Video of song of the week <https://youtu.be/FgYuXJDX7DY>

Video of the story <https://youtu.be/VW7dwPoEP6w>



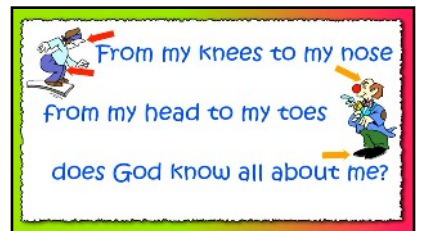
Cartoon of the story <https://www.youtube.com/watch?v=IIXFy3zjJh4>

Information about Guardians of Ancora - a free game app. <https://guardiansofancora.com/>

Pole & Hannah's Sunday Club in a stable (subscribe free)

<https://www.youtube.com/channel/UCcVWq9xFIKOiE6ZVSBbJJPQw>

Other resources: <https://www.prayerspacesinschools.com/prayer-spaces-at-home>



Creative Prayer

Being changed

You will need:

- Old dirty penny
- Plastic pot with lid
- A tablespoon of salt
- Half a cup of vinegar
- A pot to hold water
- A pot to hold the used vinegar and salt mixture



How to do it

- Look at the dirty penny.
- There are some things we have done that have made our life a bit dirty, much like the penny - things we would have preferred if we hadn't done them.
- We can ask Jesus to make us more like him, and take away the things that make us a little dirty. Jesus can change our lives.
- If you would like to, ask Jesus to help you change to be like him.

Back to the penny ...

- Put the vinegar and salt in the plastic pot.
- Put your penny in the pot and put the lid on tightly.
- Carefully shake the pot slightly.
- Watch to see what happens to the penny!
- Leave the penny for a while, then empty out the vinegar and salt mixture.
- Wash the penny in the water.
- What has happened?

In this week's story, Saul changes in an incredible way after meeting Jesus. He changes from being a man who tries to stop Jesus' friends ... and becomes a friend of Jesus who can't stop telling everyone how great Jesus is!

Eyes and ears

Saul heard Jesus voice and Ananias heard God tell him to go and place his hands on Saul's head. They listened and heard.


- Listening - sit somewhere in the garden or stand still for a few minutes next time you are out walking. How many different sounds can you hear? what can you see?
- Thank God for all the things you can hear and see.
- Ask him to help you to hear his voice.



Challenges

BSL challenge

A few years ago I made friends with a deaf lady at my church. I had some other deaf friends that I met once a year at a conference. I asked my new friend to teach me sign language so that the following year I could greet my friends with sign language - imagine their surprise when I said, "good morning, how are you?" and spelled my name using BSL - their language. It was just so special.



Learn to sign your name

Here's a link to a video that will help you: <https://youtu.be/mkTeqA4kwUQ>

Brigh lights

Can you put these lights in order of which shines the brightest?



Masks - before and after

Make 2 masks of Saul's face: one before he met Jesus on the road to Damascus and the other after he became Jesus' friend.

You could use your masks to tell the story.



Clothes back to front

Wear your clothes back to front for a day. If anyone asks you why you're doing this, tell the the story of Saul changing completely after he met Jesus.

How about making a model of today's story using Lego?



Craft

How to make a kaleidoscope




You will need:

Toilet roll or ½ Kitchen roll,
A4 white card, Foil,
bendy straw, paint &
paintbrush, felt pens,
pencil, scissors,
Sellotape, ruler,



1. Paint roll & let dry.




2. Measure length of roll (mine is 10.5cm).
Draw a rectangle on card **10.5cm** (or
whatever length your roll is) x **14cm**.
Cut out.



3. Cut a piece of foil & cover your card
rectangle. Hold in place with Sellotape.



4. Roll up foil rectangle and place inside your
painted cardboard roll.




5. Cut bendy straw so you have
equal lengths of straw either side
of the bend.



6. Tape straw to the top of
your tube with the bendy
part hanging over the edge.



7. On white card draw
around Sellotape roll &
cut out.



8. Poke a hole in the centre
of your circle. The hole
needs to be big enough for
your straw.



9. Decorate your circle
with different patterns.



10. Place the circle onto your
straw with the design facing the
kaleidoscope.



Look into your
kaleidoscope and
explore all the
reflections
created by your
design!



To get a better reflection you could use some mirrored card. Cut 3 rectangles & make a triangular prism to go inside your roll.

Craft

Toilet Roll Glasses



You will need:
1 Toilet roll
or ½ Kitchen roll,
pens, scissors, elastic,
holepunch, stapler,
glue stick.



Follow the pictures to make a pair of glasses....



You can decorate your glasses with felt pens, stickers or even some foil!

Make some fun glasses
for your family!

Recipe

Fruit smoothie

How can you change fruit into a healthy and tasty drink?
By making a smoothie of course!

You will need:

- About 140g of soft fruit - strawberries, raspberries, blackcurrants or blackberries.
- You can use frozen fruit, but let them thaw for a while before using.
- Small ripe banana
- A little water
- Squezy honey
- Liquidiser

*** You will need an adult's permission to use and operate the machine ***

- A leaf or two of mint to decorate
- Drinking glass

Method:

- Cut the banana into thin slices and place in the liquidiser.
- Add the other fruit - keeping one or two bits on one side to garnish.
- Turn on the liquidiser and leave to run until all the fruit has become liquid - then turn it off.
- Add a little water to thin the mixture.
- Turn the machine on again for a few seconds to mix in the water.
- Pour the liquid - your smoothie - into the glass.
- Drizzle some squeezey honey on top of the smoothie.
- Decorate with a mint leaf and some fruit.
- Enjoy!



From my knees to my nose,
from my head to my toes,
does God know all about me?
if I'm happy or sad,
If I'm good or I'm bad,
does God know all about me?

The answer is yes and He loves me the best
though He knows everything about me.
The answer is yes and He loves me the best
and He knows that my name is.....

Copyright 1980 Greg Leavers

Sing



To watch a video of this song, click on <https://youtu.be/FgYuXJDX7DY>

If you'd like a copy of the sheet music, contact Andy Hughes - Ahughes@saintygyuned.org



Games



Simon says

You will need:

- Caller (person to give the instructions)
- Players - the rest of the family

How to play:

The traditional way: If the Caller says "Simon says touch your nose" everyone is supposed to touch their nose. If the caller says "Simon says stop touching your nose" everyone stops touching their nose. ie if the name Simon is in the direction you do what you are asked to do.

BUT if the Caller says "touch your nose" or "stop touching your nose" no one is to do this ie if Simon's name is not in the instruction you are NOT to do what you are being asked to do. If you do anything Simon hasn't told you to do, you're out of the game.

Variation to the game

Introduce a few changes to link the game to today's story.

Simon says, "Walk."

Simon says, "Bright light shines."

Simon says, "Fall to the floor" etc.

Simon says, "You can't see." (Close your eyes.)

Cup game

Saul changed completely in the story from the Bible. At first he hated Jesus' followers, but after meeting Jesus, he became a friend of Jesus himself.

You will need:

- 10 or 12 plastic cups, or hard to break cups
- Timer - watch or phone

How to play:

- Set up the cups on a table.
- When the timer starts, turn all cups upside down.
- Measure how long it took?
- If there is more than one player, time the next player too.
- Who can turn the cups the fastest?
- Why not try again to improve your time.



Disassemble and rebuild a torch

You will need:

- A torch
- Timer

How to play:

- Disassemble (remove everything) a torch and carefully place the pieces next to each other.
- Time yourself to disassemble the torch and then reassemble it (put the pieces back together).
- Note down the time you took and repeat this to see if you can beat your previous time or you can play against another player.



Games

Hand games - shadow puppets

Let's look at our hands and in doing so remember the kind hands that helped Saul make his way to Damascus and the way Ananias laid his hands on Saul's head, in Jesus' name, so that he could see again.

How to play

- Sit in front of a plain wall with the children and place a bright torch or lamp behind you so that you sit between the lamp and the wall.



- Using your hands, show your child how to make various animals, faces or other shapes with your hands.
- Once you've mastered the formation of some animals and faces with your hands, you can retell the story today with your shadow puppets.
- If you want you could use the masks you made for the challenge too.



Have fun with your name

We heard the story of Saul changing in the Bible passage. After he became a friend of Jesus, he changed his name to Paul.

You will need: paper and pencil

How to play:



- Write your name at the top of the paper.
- Change your name letters around to create funny new names for yourself.
- Write them on the paper.

Catch the Christian

In the story Saul was on his way to Damascus to capture Jesus' friends - the Christians.

You will need:

- Grid for each player marked 1-8 and A-H
- 5 sets of 2 or 3 Christians per player - see templates
- Paper and pencil
- At least 2 players



How to play:

- Each player places their Christians on the grid without being seen by the other players.
- Each player takes turns to 'catch' the Christians by calling a square name e.g. A4 or D8.
- If the player succeeds, he puts an (X) on that square to indicate that a Christian is there. If it fails, it gives (O) to indicate that the square is empty.
- When the player succeeds in finding a Christian the other player must say "Caught a Christian"
- The first to catch all the opponents Christians wins.

