

# KIDS CLUB BY POST

Weekly Pack 13  
22/06/20

## The loving father

Story and activities to do at home  
while we are unable to meet.

Dont worry if you don't do everything in here.  
Just do what you fancy and have fun!



**This pack has been prepared by:**

Andy Hughes - Urban Saints Wales, Susan Williams - Cynllun EFE and Capel Caersalem, Caernarfon,  
Nia Williams - Capel y Drindod Pwllheli, Jennifer Roberts - Eglwys Unedig Jerwsalem Bethesda  
with help, ideas and resources from Cass Meurig, Kathryn Williams, Jo Palmer, Gwyn Rhydderch,  
Anna Krabbenhöft, Rachel Hughes & Greg Leavers

Mae yna  
fersiwn  
Cymraeg  
ar gael  
hefyd

Please note that, for copyright reasons, this pack may ONLY be distributed in full, free of charge.  
No single part of it may be separated or copied into any other publication without permission.  
Contact [AHughes@saintygymuned.org](mailto:AHughes@saintygymuned.org)

# Story




## New Living Translation

Jesus told them this story: "A man had two sons. The younger son told his father, 'I want my share of your estate now before you die.' So his father agreed to divide his wealth between his sons.

"A few days later this younger son packed all his belongings and moved to a distant land, and there he wasted all his money in wild living. About the time his money ran out, a great famine swept over the land, and he began to starve. He persuaded a local farmer to hire him, and the man sent him into his fields to feed the pigs. The young man became so hungry that even the pods he was feeding the pigs looked good to him. But no one gave him anything.

"When he finally came to his senses, he said to himself, 'At home even the hired servants have food enough to spare, and here I am dying of hunger! I will go home to my father and say, "Father, I have sinned against both heaven and you, and I am no longer worthy of being called your son. Please take me on as a hired servant."'



"So he returned home to his father. And while he was still a long way off, his father saw him coming. Filled with love and compassion, he ran to his son, embraced him, and kissed him. His son said to him, 'Father, I have sinned against both heaven and you, and I am no longer worthy of being called your son.'

"But his father said to the servants, 'Quick! Bring the finest robe in the house and put it on him. Get a ring for his finger and sandals for his feet. And kill the calf we have been fattening. We must celebrate with a feast, for this son of mine was dead and has now returned to life. He was lost, but now he is found.' So the party began.

"Meanwhile, the older son was in the fields working. When he returned home, he heard music and dancing in the house, and he asked one of the servants what was going on. 'Your brother is back,' he was told, 'and your father has killed the fattened calf. We are celebrating because of his safe return.'

"The older brother was angry and wouldn't go in. His father came out and begged him, but he replied, 'All these years I've slaved for you and never once refused to do a single thing you told me to. And in all that time you never gave me even one young goat for a feast with my friends. Yet when this son of yours comes back after squandering your money on prostitutes, you celebrate by killing the fattened calf!'

"His father said to him, 'Look, dear son, you have always stayed by me, and everything I have is yours. We had to celebrate this happy day. For your brother was dead and has come back to life! He was lost, but now he is found!'"

*Luke 15:11-32*

Taken from the Holy Bible, New Living Translation © 1996,2004.

Used by permission of Tynedale House Publishers Inc., Carol Stream, Illinois 60166. All rights reserved.

## Simple version

Jesus told a story: 'There was once a dad with two sons. One day the younger son came to him and asked him for a lot of money. So his dad gave him the money. The younger son went away and spent all the money on silly things! When it had all gone, he began to starve and he decided to go home and say sorry to his dad. His dad saw him coming. He was so happy, he ran up to his son and kissed him. 'Hooray!' he said to everyone. 'My son has come home!' And the party began.

## Questions to discuss

After reading the story together, you could discuss these questions as a family:

1. Have you been lost anywhere? Do you remember what happened? How did you get home safely?
2. How do you think the father felt when his son went away?
3. How do you think the son felt on his way home?
4. What kind of person do you think the father is in the story?




# Story to colour

## THE lost son comes home

Print Free: [www.lambsongs.co.nz](http://www.lambsongs.co.nz)

By Jill Kemp

Illustrated by Richard Gunther



Jesus told this is a story,  
called "the Prodigal son,"  
to show us how  
much God loves us.



"A farmer had two big boys.  
They lived and worked on their dad's farm.  
Some day, when their dad died,  
they would share all the money he had.



One day the youngest boy said,  
"Dad give me half of your money.  
It might be a long time until you die.  
I want to have a good time, now."



The dad gave the boy half of his money.  
He was sad when the boy went away.  
The dad prayed the boy  
would come home again.



The boy had fun and spent lots of money.  
He had big parties and gave his friends presents.  
Soon all the money was gone.  
He didn't even have a house to live in.



He had to work looking after pigs.  
It was dirty and it was smelly.  
He was hungry. He wanted to eat the pig's food.  
The boy thought about his dad and was sad.



"I will go home and be my dad's servant," he said.  
"My dad gives his helpers good food."  
The dad was always watching for his boy  
to come home and he ran to meet him.



"I am very happy because my boy has come home!  
We will have a party," said the dad.  
Jesus was reminding us that God  
is always waiting for us to come to him.

# Colouring

© Patmos Editorial Company



While he was still a long way off,  
his father saw him coming.  
Filled with love and compassion,  
he ran to his son, embraced him,  
and kissed him.

Luke 15 verse 20






# Short prayer

Dear God, thank You for loving me like the Father in the story.  
Thank You that You love me, even when I don't think of You.  
I'm sorry for the times when I've been like the son in the story,  
wanting my own way.  
Thank You that You always want the best for me.  
Amen.

## Puzzles

Did you spot the 'extra puzzle' last week?  
We forgot to translate the word 'puzzles'  
from Welsh to English! Oops, sorry.

There are 5 differences between these 2 pictures. Can you find them?



Can you help  
the son get from  
the pigs home  
to his father?

# Wordsearch

L P P X D G J V X Q S C M Q H N J L  
 E S K H K L C K U Y Q N R V W M W I  
 Y O T R W E A L T H U X H Y G R A D  
 J N J B Y M C R R W A Y O U S I O P  
 Z R F X U S A B F U N N E W N N J H  
 F J U M Z P L Z O U D F G L V G S F  
 L E H H S W F C U E E R M Q X N E C  
 O F Q P H C J E N C R L V N K I U R  
 S L U W A S T E D X E Q Q R C F F H  
 T Y M J R I S M T S F L R L Q T K U  
 Z Z A H E O J P E K D E E G U P Z W  
 U P I G S F Y S B X H J E B X L P L  
 R Y K O E A I B C T Z I T D R O O K  
 I E H W L M J F A S P A B P T A D V  
 B K T E L I C F C B H V P C U K T Z  
 L M B U K N S I C G U I N P D Y C E  
 B O H I R E K Z L M F J F S E P Y Z  
 R S B Z V N D Z F Y R H K Y Y F T H


SON  
 SHARE  
 WEALTH  
 SQUANDER  
 WASTED  
 FAMINE  
 FEED  
 PIGS  
 HUNGER  
 RETURN  
 FATHER  
 ROBE  
 RING  
 CALF  
 PARTY  
 CELEBRATE  
 LOST  
 FOUND



## Links

Puppet sketch <https://youtu.be/PjEnFxGAc7k>

Video of song of the week <https://youtu.be/wd4VfXuZ-KY>



Video of the story: <https://www.youtube.com/watch?v=dDiQYyg7ges>



Cartoon of the story:

<https://www.youtube.com/watch?v=DJgROx4wFKM>

Another cartoon of the story: <https://www.youtube.com/watch?v=DvPsesn-yLA>

Information about Guardians of Ancora - a free game app. <https://guardiansofancora.com/>

Pole & Hannah's Sunday Club in a stable (subscribe free)

<https://www.youtube.com/channel/UCcVWq9xFIKOIE6ZVSBbJPQw>

Other resources: <https://www.prayerspacesinschools.com/prayer-spaces-at-home>

# Creative Prayer

## Father God

### You will need

- Half a sheet of A4 coloured card - cut lengthways
- One piece A4 white card
- 2 googly eyes
- Felt pens
- Glue
- Scissors

### What to do

- Fold the coloured card into 3
- Cut out 2 hands and a head and stick them on
- Draw on the face and hair and stick on the eyes
- Write the verse on a piece of white card and stick to the tummy



### Prayer

Now think about the fact that God is our Father. Spend a few moments thanking Him that He loves you and is with you always.

See how very much our Father loves us, for he calls us his children,  
and that is what we are! *1 John 3 verse 1*

## Create the word sorry

We all do and say things that are wrong sometimes. To say sorry is to admit that you are wrong, and that you want to put things right. Christians believe that when we say sorry to God, God wipes the wrong things away. This is called forgiveness.

Is there something you need to say 'sorry' for? Write 'sorry' in sand or make the word with stones or sticks. Think about the son saying sorry to his father and his father welcoming him home. Say a quiet prayer asking God to forgive you.

When you are ready, change the sorry into a heart remembering God's Love for you.



## Reconciliation Zips

When people argue and fight, they get separated from each other. They are not together anymore.

Have you argued with someone recently? Do you know people who don't get on well together?

Zips are clever. Zips bring two sides together.

Reconciliation means bringing two sides together.

Pick up a zip and think about the people you want to bring back together. If you want to, you can say a quiet prayer for the people you're thinking of. As you do, do up the zip. This is a reconciliation prayer.





# Challenges

## Hug card

Why not send someone a hug by post?

- Make hands out of paper and decorate them.
- Take a long strip of paper and fold it like a concertina.
- Write a message on the strip of paper.
- Glue hands each end of the paper strip.
- Send it to someone.



## Dress up and act the story

Read the story and dress up as one of the characters.

Here are some ideas for costumes: tea towel, dressing gown, dad's jumper etc  
Now act out the story. You can take it in turns to act out the different characters.

How about making a model for the story using Lego?





# Craft

## Pig Pot

### You will need:

2ltr Pop bottle,  
Pink paint (or red & white paint),  
Pink card (or white card & colour),  
googly eyes, glue, scissors,  
felt pens, paint brush.



1. Take lid off bottle. Squeeze the bottle & make a snip in the plastic with scissors.



2. Put the scissors in the snip and cut around the bottle.




3. Cut the bottle to the size that you want your pot to be. Make sure you have smooth edges.




4. Mix red & white paint to make pink paint.



5. Paint your pot & let it dry.



6. Draw 2 ears, a nose & a circle on pink card.  
(or white card & colour)



7. Cut out ears, nose & circle.



8. To make a tail, cut the circle into a spiral.



9. Glue the nose, ears, eyes & tail on to your pig.



Why not make a family of Pig Pots!

# Recipe

## Sweet little pig




### You will need:

- Big pink 'Marshmallows'
- Pink fondant icing - or white with a little red food coloring
- Tube of black decoration gel
- A pot of chocolate 'mousse'
- A little bit of jam

### What to do:

- Spoon the chocolate mousse onto a plate.
- Roll out some fondant icing and make the pig a nose shape.
- Use some of the jam to glue it onto a large pink 'marshmallow'.
- Shape two small ears and a tail and stick them into the marshmallow.
- Use the black decoration gel to give the pig two eyes and nostrils.
- Place the marshmallow pig on the chocolate 'mousse'.
- Why not take his picture ... oh, and enjoy eating it!



# Sing

Daddy, Daddy, give me what's mine.  
Money, money, that'll do fine;  
and get this clear, I'm out of here -  
Leaving home.

Walking, walking, I'm feeling great.  
Freedom, freedom - I just can't wait;  
no Dad to guide, now I'll decide -  
On my own.

*Don't you know your Father's watching?  
Don't you know your Father's waiting?  
Don't you know His heart is aching  
to welcome you back home?  
Come home, precious child, come home.*

Spend it, spend it, you make friends quick.  
Party, party, now that's the trick;  
but they all went when the cash was spent -  
Have no home.

Working, working in a pigsty,  
Hungry, hungry, oh I could cry,  
I'm so far down, I must turn round - so alone.  
*Don't you know . . . . .*

Walking, walking, I'm in a mess.  
Sorry, sorry, I've nothing left;  
I'm feeling bad, still to face Dad -  
Heading home.

'Welcome, welcome!' What do you mean?  
Daddy, daddy, I'm so unclean.  
You've made it clear, I'm so loved here - now I'm home.  
Now you know your Dad was watching;  
Now you know your Dad was waiting;  
Now you know His heart was aching  
to welcome you back home . . .  
You're home, precious child, you're home.

Listen, listen, God loves you so  
Running running, He'll welcome you  
Just as you are, He knows your heart  
He'll forgive!  
Day by day He'll make you new  
Step by step He'll walk with you  
Heart open wide, now you decide - choose to live!  
Know your heavenly Father's watching.  
Know your heavenly Father's waiting?  
Understand His heart is aching  
to welcome you back home . . .  
Come home, precious child, come home.  
Come home, precious child, come home.

Watch this song and sing along at: <https://youtu.be/wd4VfXuZ-KY>

If you'd like a copy of the sheet music, email [Ahughes@saintygymuned.org](mailto:Ahughes@saintygymuned.org)

Song: © 2007 Greg Leavers



# Games



## Obstacle course

Lets think about the journey that the son had to get back to his father.

### You will need:

- Blindfold
- Objects to use as obstacles e.g. chair, stool, cushions, table

### How to Play:

- Create an obstacle course in a room in the house or in the garden. Use items that you can go under, over or around. One end of the obstacle course is the pig farm and the other is the son's home - his father's house.
- Decide which way you are going to take it. What will you go over, under or around?
- Make sure everyone understands.
- The players take turns following the course.
- Time each person.
- Have another go and try to beat your previous time.




## Lego maze

### You will need:







- Lego
- A marble
- Lego characters to represent the pigs at one end of the maze and the father at the other end

### How to Play

- Think about the journey the son made to get back to his father.
- Make a maze with the Lego.
- Roll the marble from the pig farm to the father.
- Time yourself to see how quickly you can do this.



# Games

<b>HOME</b>		The father celebrates that his son is home safely <b>AHEAD 1</b>	Your brother is angry <b>BACK 1</b>	
				Your father welcomes you <b>AHEAD 1</b>
	Leave for home but to work as a servant <b>BACK 2</b>		Ask your dad to forgive you <b>ROLL AGAIN</b>	
				
Hungry and wanting to go home <b>MISS A TURN</b>		Get a job feeding pigs <b>BACK 2</b>		
				Really hungry - nothing to eat <b>BACK 1</b>
			Spent all your money <b>MISS A TURN</b>	
	Spending your money on wild living <b>BACK 2</b>			
			Leave home with your share <b>ROLL AGAIN</b>	
				
<b>START</b>		Ask dad for your share of his money <b>MISS A TURN</b>		Get your share from your dad <b>AHEAD 2</b>

**You will need:**

- A counter or button for each player
- Dice

**How to play:**

- All players throw the dice in turn and moved their counter.
- If you land on a coloured square, you must do what it says.
- First to arrive home wins.

