

# KIDS CLUB BY POST

Weekly Pack 23  
31/08/20

## Crossing the Red Sea

Story and activities to do at home  
while we are unable to meet.

Dont worry if you don't do everything in here.  
Just do what you fancy and have fun!



**This pack has been prepared by:**

Andy Hughes - Urban Saints Wales, Susan Williams - Cynllun EFE and Capel Caersalem, Caernarfon,  
Nia Williams - Capel y Drindod Pwllheli, Jennifer Roberts - Eglwys Unedig Jerwsalem Bethesda  
with help, ideas and resources from Mair Roberts, Kathryn Williams, Jo Palmer, Gwyn Rhydderch,  
Jean Owen, Jacqueline Ashworth, Hannah Ashworth, Rachel Hughes & Greg Leavers

Mae yna  
fersiwn  
Cymraeg  
ar gael  
hefyd

Please note that, for copyright reasons, this pack may ONLY be distributed in full, free of charge.  
No single part of it may be separated or copied into any other publication without permission.  
Contact [AHughes@saintygyuned.org](mailto:AHughes@saintygyuned.org)

# Story



## New Living Translation

When word reached the king of Egypt that the Israelites had fled, Pharaoh and his officials changed their minds. "What have we done, letting all those Israelite slaves get away?" they asked. So Pharaoh harnessed his chariot and called up his troops. He took with him 600 of Egypt's best chariots, along with the rest of the chariots of Egypt, each with its commander. The Lord hardened the heart of Pharaoh, the king of Egypt, so he chased after the people of Israel, who had left with fists raised in defiance. The Egyptians chased after them with all the forces in Pharaoh's army—all his horses and chariots, his charioteers, and his troops. The Egyptians caught up with the people of Israel as they were camped beside the shore near Pi-hahiroth, across from Baal-zephon.

As Pharaoh approached, the people of Israel looked up and panicked when they saw the Egyptians overtaking them. They cried out to the Lord, and they said to Moses, "Why did you bring us out here to die in the wilderness? Weren't there enough graves for us in Egypt? What have you done to us? Why did you make us leave Egypt? Didn't we tell you this would happen while we were still in Egypt? We said, 'Leave us alone! Let us be slaves to the Egyptians. It's better to be a slave in Egypt than a corpse in the wilderness!'"



But Moses told the people, "Don't be afraid. Just stand still and watch the Lord rescue you today. The Egyptians you see today will never be seen again. The Lord himself will fight for you. Just stay calm."

Then the Lord said to Moses, "Why are you crying out to me? Tell the people to get moving! Pick up your staff and raise your hand over the sea. Divide the water so the Israelites can walk through the middle of the sea on dry ground. And I will harden the hearts of the Egyptians, and they will charge in after the Israelites. My great glory will be displayed through Pharaoh and his troops, his chariots, and his charioteers. When my glory is displayed through them, all Egypt will see my glory and know that I am the Lord!"

Then the angel of God, who had been leading the people of Israel, moved to the rear of the camp. The pillar of cloud also moved from the front and stood behind them. The cloud settled between the Egyptian and Israelite camps. As darkness fell, the cloud turned to fire, lighting up the night. But the Egyptians and Israelites did not approach each other all night.

Then Moses raised his hand over the sea, and the Lord opened up a path through the water with a strong east wind. The wind blew all that night, turning the seabed into dry land. So the people of Israel walked through the middle of the sea on dry ground, with walls of water on each side!

Then the Egyptians—all of Pharaoh's horses, chariots, and charioteers—chased them into the middle of the sea. But just before dawn the Lord looked down on the Egyptian army from the pillar of fire and cloud, and he threw their forces into total confusion. He twisted their chariot wheels, making their chariots difficult to drive. "Let's get out of here—away from these Israelites!" the Egyptians shouted. "The Lord is fighting for them against Egypt!" When all the Israelites had reached the other side, the Lord said to Moses, "Raise your hand over the sea again. Then the waters will rush back and cover the Egyptians and their chariots and charioteers." So as the sun began to rise, Moses raised his hand over the sea, and the water rushed back into its usual place. The Egyptians tried to escape, but the Lord swept them into the sea. Then the waters returned and covered all the chariots and charioteers—the entire army of Pharaoh. Of all the Egyptians who had chased the Israelites into the sea, not a single one survived. But the people of Israel had walked through the middle of the sea on dry ground, as the water stood up like a wall on both sides.

*Exodus 14:5-29*

Taken from the Holy Bible, New Living Translation © 1996,2004. All rights reserved  
Used by permission of Tynedale House Publishers Inc., Carol Stream, Illinois 60166.

## Simple version

When the Pharaoh heard that the Israelites had left, he and his troops went after them.

The Israelites saw the Egyptians coming after them and they were afraid. They started shouting at Moses, "why didn't you leave us in Egypt instead of bringing us here to die" Moses told them "do not be afraid, God is going to rescue you".



The Israelites travelled onwards away from Egypt but in front on them was the Red Sea.

God told Moses "take your staff and raise it over the sea". As Moses did this a strong wind created a path through the sea. The Israelites reached the other side safely, but the Egyptians had followed them. Moses raised his staff again and the sea returned and drowned Pharaoh and all his troops.


# Story to colour

## MOSES came to the Red sea

Print Free: [www.lambsongs.co.nz](http://www.lambsongs.co.nz)

By Jill Kemp

Illustrated by Richard Gunther




God helped Moses to take the children of Israel out of Egypt, where they had been Pharaoh's slaves, but Pharaoh's soldiers chased after them.



Moses was looking after his sheep one day when he saw a fire in a little bush. The bush didn't burn up, so he went closer to look and God talked to him out of the bush.




"Take off your shoes. This is Holy Ground. Go and tell Pharaoh to let my people go," said God. "I will help you." Moses did what God told him to do.




"God has sent me to tell you to let God's people go," he told Pharaoh. "No! They are my best workers," Pharaoh said. "I will not let them go."



But God made King Pharaoh change his mind. "I had better let those people go," he said, "then all these horrible things might stop happening to me."



But King Pharaoh sent his soldiers to chase after the people. "Hurry and bring them back. I need them to do all my work!" he said.




The people came to the Red Sea. The water was deep and they could not get across. The soldiers were nearly catching up and the people didn't know what to do.



God sent a big, strong wind. It blew a path in the sea. Everyone walked safely across the dry path, to the other side.

# Colouring

Draw faces on the people crossing the Red Sea and colour the picture.



© Crafting The Word Of God

The people of Israel had walked through the middle of the sea on dry ground, as the water stood up like a wall on both sides.

Exodus 14 verse 29

# Questions to discuss

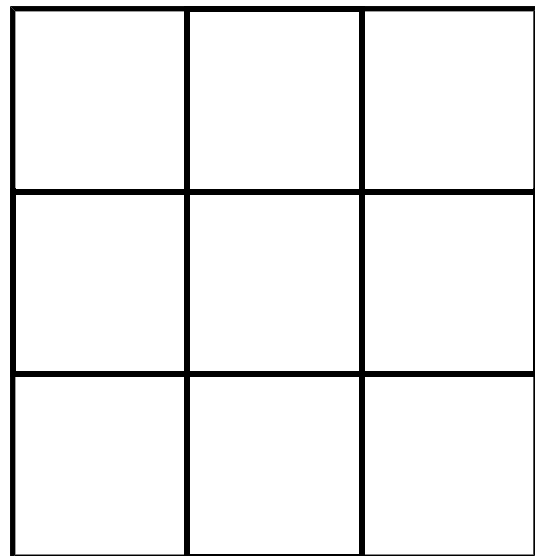
After reading the story together, you could discuss these questions as a family:

1. Do you enjoy adventure stories? Which is your favourite?
2. How did the Israelites feel when they realised that Pharaoh and his troops were coming after them?
3. What did God do to save His people?
4. What does this story teach you about how God cares for His people?



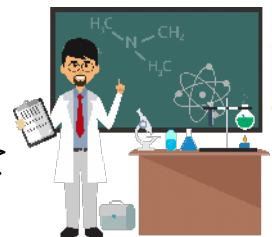
## Puzzles

Someone has mixed up this picture. Can you draw it on the grid with each part in the right place? (or you could cut them out)



## Who do you trust?

Tick to show which of the people pictured you would trust. How do you decide?



**GOD**



## Short Prayer

Dear God,  
 You are so wonderful and so mighty!  
 Thank You that every day is a great adventure when I follow you.  
 Thank You for caring for me every day in every way.  
 Amen.

D G P H R N W A B O C E A H R N P W G T D S L F O

F  
L  
S  
P  
B  
H  
O  
R  
N  
W  
A  
E

R  
N  
W  
A  
E  
C  
A  
F  
L  
S  
P  
B  
T

# Wordsearch

J J X O J H D T P A T H Y J M R M Q  
 F D O Y R E H Z J W F M Q H O H T F  
 N I T S T O L O W F F Y H T S Y W O  
 T L S S A Y P D J A R M Y L E K M H  
 P F I R F B R D X C I Y R S S E M W  
 Z W A T A O A N G E L S M P L E Y D  
 T H L D L E K I A E N Y J D J I E U  
 P F L U H B L X T R R G E C T D G M  
 S T A F F C H I U D U B C P I L A Z  
 Z A M A J H Y X T C A X C V C V R H  
 W Q S X Z A U M M E D O I C A D X R  
 A W C Q A R P J S C S D W Q U L B Z  
 Y A F B E I N Q K E Y H V E G W A U  
 P Y C T A O O K N S A P H F H U N J  
 E C A G B T Y C R A Z W R E T N E W  
 K W G T N S R E U P A J F L U O M N  
 L E A I Y J F I P X C K Y J Q O H O  
 L J E B H P C L O U D K S R U O G F

ARMY  
 PHARAOH  
 CAUGHT  
 ISRAELITES  
 ANGEL  
 CLOUD  
 MOSES  
 STAFF  
 SEA  
 DIVIDED  
 LORD  
 PATH  
 SEABED  
 DRY  
 TWISTED  
 CHARIOTS  
 WATER

C R N W A B O C E A H R N P W G T D S L F W A B O H




## Links

Puppet sketch: Moses - crossing the Red Sea <https://youtu.be/wolf327e7Cw>

Video of song of the week [https://youtu.be/emGIL\\_4XKPw](https://youtu.be/emGIL_4XKPw)

Video of the story <https://youtu.be/roa6wvx7vZQ>



Cartoon of the story <https://www.youtube.com/watch?v=rzcYLCYItuc>

Information about Guardians of Ancora - a free game app. <https://guardiansofancora.com/>

Pole & Hannah's Sunday Club in a stable (subscribe free)

<https://www.youtube.com/channel/UCcVWq9xFIKOiE6ZVSBbJPQw>

Other resources: <https://www.prayerspacesinschools.com/prayer-spaces-at-home>

# Challenges



## Act out the story

Collect different colored sheets, cloths and clothes to make the desert and the Red Sea (which wasn't really red)!

Then you could act out the story with your family - one of you can be Moses with a big stick. The others may be Israelites or Egyptian soldiers.

## Competition

This week we are launching a competition for everyone who receives this pack each week (in at least 10 countries).

The challenge is to make a collage of the story of the Israelites crossing the Red Sea using different materials. When you've finished, ask a parent to take a photo and email it to [ahughes@saintygymuned.org](mailto:ahughes@saintygymuned.org) by Monday 14th September 2020.

Don't forget to include your name and age.

The competition is open to those aged 12 and under.

The winning pictures will be announced in a pack later in September and the winners will receive a prize.




How about making a model of the story using Lego?

# Craft

## Sea Aquarium

### you will need:

A4 Card – Blue, Green & White  
pencil, felt pens, scissors, glue stick



1. Fold A4 blue card in half & cut (now A5)




2. Fold in half.




3. From The fold, draw wavy lines.  
Do not take the line all the way to the edge of card, leave a gap of about 2cm.




4. Carefully cut along the wavy lines.



5. Gently fold every other wave 'out'




6. Bend the ends of the waves like in the picture.



7. The aquarium is now ready to fill.



8. Draw some sea grass on the green card. Cut out.



9. Glue the sea grass on to aquarium. Make sure you put some grass on the front waves & the back waves.



10. Draw some sea creatures. Colour in & cut out.



11. Glue the sea creatures on to aquarium. Make sure you put some on the front waves & the back waves.



When Moses & the Israelites crossed the Red Sea it says in the Bible that there was a wall of water on each side. I wonder if you would have seen all the fish in the water like the sea aquarium....



# Creative Prayer

## Popping the bubbles



In the story of God rescuing the Israelites, the people were terribly worried. Sometimes things can worry us too. But we can tell God what is worrying us and ask Him to help us.

**You'll need:** A piece of bubblewrap

**What to do:**

- Tell God what worries you. You can say it out loud or quietly in your head.
- Get hold of the bubblewrap and pop one of the bubbles. This is as a sign that you have given God your worries.

## God moves the problem!

In the story God helped the Israelites by moving the water for the people to walk through the Red Sea. You may have a problem, or you know someone who has a problem. Use the feely bag to pray.

**You will need:**

- Plastic bag closure with zip
- Strong tape ("Duct tape")
- Blue food colouring
- A few small beads or buttons
- Warm water
- A little baby oil (if you have it)

**What to do:**

Make the feely bag:

- Fill just over a quarter of the bag with warm water.
- Put about 2 tablespoons of baby oil in the water.
- Put the small beads (or buttons) in the bag.
- Put the blue food colouring in the water.
- Close the bag carefully and try to remove as much air as possible.
- Use the strong tape to seal the bag all the way around.

Pray:

- Think about a problem you or someone else has.
- Think of God moving the Red Sea for the people to walk through.
- As you think, move the beads around the bag by pressing carefully.
- Ask God to move the problem as you move the beads.




## Barriers

God made a way for His people to cross the Red Sea because they trusted Him.

When we trust in God,  
He will make a way for us.

Is there anything that is a barrier in your way, like the Red Sea was the people's way to get to the land that God had promised them?

Think for a moment and ask God to move the barrier out of your way.



Exodus 14:15

# Recipe

## Fish pie



Recipe by Jean Owen

### Ingredients:

- 4 boneless fish steaks (one each person)
- 1 pound of potatoes - depends on how much you eat!
- Pack of parsley sauce or cheese sauce
- 3oz of grated cheese
- Add salt and pepper to taste

### Method:

- Cook the fish steaks gently in water or in a milky mixture until they are tender. Drain off the liquid to use to make the sauce.
- Layer the fish, mixing it with parsley or cheese sauce (ready made sauce will work fine).
- Cook the potatoes until tender, mash with butter to a creamy consistency according to taste.
- Put a layer of fish in a heatproof dish, and salt and pepper to taste.
- Spoon the mashed potatoes over the top, covering completely
- Grate a layer of strongly flavored cheese, covering it.
- Place in the middle of the oven on a moderate heat.
- It only takes about 10 minutes to cook to allow the cheese to completely melt and brown. The ingredients are already cooked.
- Eat and enjoy. <> <



# Sing

We will sing of God's great majesty  
How He shattered all the enemy  
How our God has triumphed gloriously  
He's mighty in victory.

Hallelujah! Hallelujah!  
Hallelujah! Hallelujah!  
Hallelujah! Hallelujah!  
His great power brought us victory.

Lai, lai, lai...

© 2020 Greg Leavers

Watch this song on video at [https://youtu.be/emGIL\\_4XKPw](https://youtu.be/emGIL_4XKPw)

For a copy of the sheet music, contact Andy Hughes - [ahughes@saintygymuned.org](mailto:ahughes@saintygymuned.org)





# Games



## Black pepper trick

In the Bible story, God separated the sea so that people could walk safely to the other side. In this experiment, the black pepper moves to the side like the sea moved in the story.

### You will need:

- Finely ground black pepper
- A bowl or plate
- Water
- Washing up liquid

### What to do:

- Ask your family to come and watch.
- Pour water into a bowl or plate.
- Shake the pepper on the surface of the water.
- Put your finger in the water. Nothing happens!
- Without anyone seeing, dip another finger in washing up liquid (it would be advisable to do this before starting).
- Put this finger on the surface of the water.
- Watch as the pepper rushes to the side of the plate. Take a bow!



## Cross the cups

### You will need:

- 3 cups (or more!)
- Water
- A ping pong ball

### What to do:

- Fill the cups to the top with water
- Put the ping pong ball on the water in the first cup.
- Blow the ball until it goes from one cup to another.
- Who can blow it across the cups in the shortest time?





# Games



## Water games

### Water race

#### You will need:

- 2 buckets, plastic boxes, a paddling pool or larger container
- Water transfer cups
- Timer and tape measure

#### How to play:

- Place the buckets at one end of the garden / outdoor area and two at the other
- Carry water from one end to the other using the smaller cups
- How much water can you transfer in 2 minutes?
- Let's see if you can beat your own total or race against another family member.



### Freeze tag

#### You will need:

- Empty and clean spray bottles or water pistols!
- Water!

#### How to play:

- Collect your players and spray bottles
- Explain the rules, which include "You must spray below the shoulders" and "You may only hit the same target three times."
- Ask who wants to be "it" and pick someone.
- Say "go" to start and they try and spray the rest of the players.
- As soon as someone is hit, they become "it."!