

KIDS CLUB BY POST

Weekly Pack 32
02/11/20

Jesus loves children

Story and activities to do at home
while we are unable to meet.

Dont worry if you don't do everything in here.
Just do what you fancy and have fun!



This pack has been prepared by:

Andy Hughes - Urban Saints Wales, Susan Williams - Cynllun EFE and Capel Caersalem, Caernarfon,
Nia Williams - Prebyterian Church of Wales, Jennifer Roberts - Eglwys Unedig Jerwsalem Bethesda
with help, ideas and resources from Mair Roberts, Jo Palmer, Gwyn Rhydderch,
Rachel Hughes, John Gamble, James Ferguson & Greg Leavers

Mae yna
fersiwn
Cymraeg
ar gael
hefyd

Please note that, for copyright reasons, this pack may ONLY be distributed in full, free of charge.
No single part of it may be separated or copied into any other publication without permission.
Contact AHughes@saintygymuned.org

Story



New Living Translation

One day some parents brought their children to Jesus so he could touch and bless them. But the disciples scolded the parents for bothering him.

When Jesus saw what was happening, he was angry with his disciples. He said to them, "Let the children come to me. Don't stop them! For the Kingdom of God belongs to those who are like these children. I tell you the truth, anyone who doesn't receive the Kingdom of God like a child will never enter it." Then he took the children in his arms and placed his hands on their heads and blessed them.



Mark 10:13-16

Taken from the Holy Bible, New Living Translation © 1996,2004.
Used by permission of Tynedale House Publishers Inc., Carol Stream, Illinois
60166. All rights reserved.

Simple Version

One day some people brought their children to Jesus, they wanted Jesus to put his hands on them and bless them. The disciples sent the people away, they thought Jesus was too busy.

Jesus saw what was happening and told his disciples "Let the children come to me, never send

the children away, they are full of love and trust God, they will receive Gods kingdom."

Jesus put his hands on the children and blessed them. He showed his disciples that he had time for everyone especially children.

Questions to discuss

After reading the story together, you could discuss these questions as a family:

1. What can children do that adults can't do?
2. Why do you think the parents wanted to bring their children to Jesus?
3. Why do you think the disciples tried to stop the people bringing their children to Jesus?
4. What do you learn about Jesus from this story?



Short Prayer

O God, thank You that You love children like me.
Thank You that You are always ready to listen to me.
Thank You that You are never too busy to be with me.
Please help me to trust You more every day.
Amen.




Story to colour

JESUS loves children

Print Free: www.lambsongs.co.nz

By Jill Kemp

Illustrated by Richard Gunther



Jesus loved children.
They felt safe with him.
You are never alone,
Jesus loves you.



Mothers were always bringing
their little children
and babies to Jesus
to hold and bless.



Jesus loved to see them
and the children
felt safe with Jesus.
Jesus was kind and gentle.



But Jesus helpers
thought that Jesus was too busy
to be holding babies.
They tried to send the mothers away.



Jesus said to his helpers,
"Let the children come to me.
Don't send them away.
They are precious to God."



Truly, anyone who
doesn't love God
just like these children do
won't get to heaven," Jesus said.



Then Jesus held
the little children
in his arms
and prayed for them.



And all over the world
little children, like me,
still love Jesus
and want to stay close to him.

Challenges

I can...

Children can do things that adults can't!

Think of 10 things you can do that adults can't do.

Here are some ideas to get you started:
make everything fun, learn to use technology quickly...



Bag Puppets

Make a puppet out of a paper bag.

- Colour and decorate a lunch bag or similar paper bag to resemble yourself.
- The mouth can be where the bag folds when you put your hand up inside of the bag. Wool can be glued to the top of the bag for the hair, etc. you can colour the bag like the colour of your shirt and add REAL BUTTONS
- Add craft "eyes" or felt pieces for eyes, as well if you like!
- Write your name on the back of your bag.

Maze

In the story of Jesus and the children, parents found it difficult to bring their children to Jesus.

Why not create a maze outside using twigs and leaves, or in the house with string, ribbon or cushions. See how long it takes for your family to find their way through your maze?



Can you make the story using Lego?



D G P H R N W A B O C E A H R N P W G T D S L F O
F L S P B T H O R N W A E
C R N W A B O C E A H R N P W G T D S L F W A B O H

Wordsearch

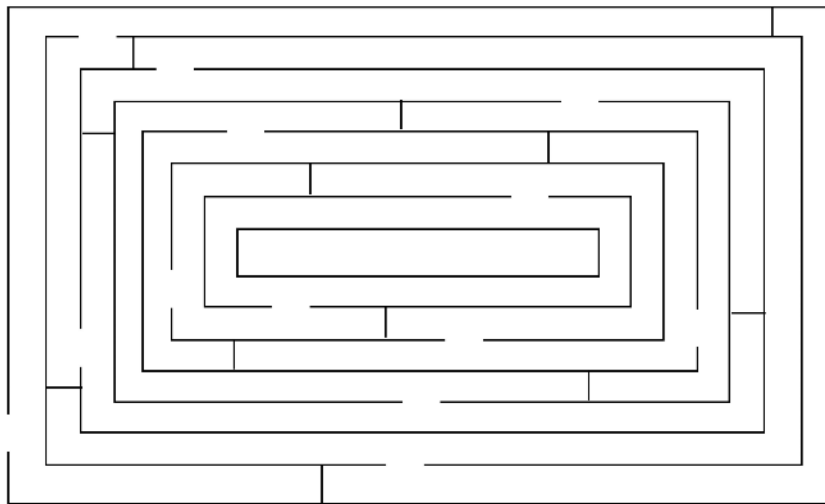
R N W A E C D F L S P B T

H	I	H	X	T	E	V	K	G	T	H	A	S	X	Y	Q	Z	E
E	A	Y	C	Q	E	A	B	N	M	V	T	E	Q	G	T	T	N
A	N	P	M	U	M	H	J	Z	D	N	U	L	D	Q	Y	S	T
D	G	F	H	R	O	Z	A	S	H	G	F	P	Q	A	Z	B	E
S	R	R	B	B	N	T	O	B	D	P	H	I	O	C	M	D	R
W	Y	I	O	P	A	R	E	N	T	S	O	C	R	E	J	Q	H
L	M	K	W	Y	D	V	C	R	F	U	T	S	V	D	K	A	R
B	L	R	T	L	X	I	Z	X	I	H	B	I	O	U	I	D	C
W	Q	S	C	O	L	D	Y	U	R	N	E	D	Y	P	N	X	D
N	B	C	M	D	B	L	E	S	S	C	L	M	M	P	G	A	F
J	E	O	Q	P	N	K	N	S	E	R	O	W	Q	T	D	J	E
H	W	J	T	Z	S	D	E	R	A	I	N	L	J	P	O	I	Q
G	Q	Q	E	H	G	D	R	X	Q	G	G	X	C	J	M	S	S
K	R	I	I	S	E	N	D	S	Z	T	H	G	U	O	R	B	I
F	W	A	R	G	U	R	L	H	B	A	O	A	S	O	S	T	E
S	V	T	X	Y	B	S	I	U	E	D	G	A	N	M	O	S	M
W	W	S	C	T	T	P	H	N	G	B	Y	I	G	D	J	P	B
W	V	S	F	N	Y	W	C	U	G	N	I	V	E	F	S	Q	Z

PARENTS
BROUGHT
CHILDREN
TOUCH
DISCIPLES
SCOLD
BOTHERING
JESUS
ANGRY
RECEIVE
ENTER
KINGDOM
GOD
BELONG
HANDS
HEADS
BLESS

Puzzles

Can you help these children find their way to Jesus?



Someone has mixed up this picture. Can you draw it on the grid with every piece in the right place?



Creative Prayer

Children of the world

Jesus welcomes children from every part of the world.

Cut out the template and make a prayer cube (like a dice).

Then use the cube to pray for children the same age as you in each of the countries.



Jesus loves me

In the story Jesus wanted the children to come to him. Jesus loves children. Jesus loves you no matter how you feel, whatever you have done.

You will need:

- Different coloured paper
- Pencil
- Scissors
- Glue

What to do:

- Make a heart shape on one piece of paper and cut it out.
- On different coloured paper make another heart shape about 1 - 2cm larger than the first.
- Do this again until you have 5 hearts of different coloured paper, each slightly larger than the other.
- Glue the hearts on top of each other.
- On the smallest write: Jesus loves me always!
- Write on the other hearts about the times Jesus loves you: when you are good or bad, happy or tired.



Clay people

You will need: clay or plasticine

What to do:

- Use the clay to make models of people (including children).
- As you do this, think about your family and friends.
- Ask God to help them to trust Him.

Biscuits

Recipe

Ingredients (for 20 biscuits):

- 90g butter (soft and unsalted)
- 100g coarse golden caster sugar (unrefined)
- 1 egg
- ½ teaspoon vanilla essence
- 200g plain flour
- ½ teaspoon of baking powder
- ½ teaspoon salt



Method:

1. Sift the flour, baking powder and salt into a bowl and set aside.
2. In a large bowl mix the butter and sugar until the color of the mixture turns light yellow. Add the egg and flavouring into the mixture.
3. Add the flour mix to the mixture and mix until a dough is formed. Wrap the dough in 'Clingfilm' and place in the fridge to cool for at least an hour.
4. Preheat the oven to 170 degrees (150 degrees fan, gas mark 3). Roll out the dough to 0.5cm thick on a floured surface.
5. Cut out the biscuits with a cutter and place on a baking tray. Collect the leftover dough, knead and roll it out again and cut out more biscuits.
6. Put them in the oven to cook for 8 - 12 minutes until golden.
7. Using oven gloves, take them out of the oven and place on a cooling rack and leave until completely cold before decorating them.



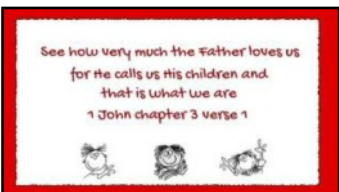
Puzzle

Can you reorganise the tiles to find the words from Mark 10 verse 14?

re like the them! For th me to m hose who a
e Kingdo hildren co belongs to t se children."
m of God "Let the c e. Don't stop



Video of the story
<https://youtu.be/KDnWbz9-jEc>



Video of song of the week
<https://youtu.be/Sj6-agXglJg>

Links



Crab football



Games




You will need:

- 2 or more players
- Balloon (or more in case the balloon bursts)
- String or wool
- A safe place to play

How to play:

- Divide into two teams with two goalkeepers (if you have enough players).
- Choose something as a goal for each team.
- Explain how to be in a crab position: two hands and two feet on the floor, belly up towards the ceiling).
- Players must move like a crab throughout the game.
- You can only touch the balloon with your feet or head, no hands.
- The balloon is dropped in the middle at the start and after each goal.
- Each team tries to get the balloon to the other team's goal.
- If the balloon goes out of the playing area, it is dropped back into the game.



Children at Jesus' feet

You will need:

- Pictures from a magazine of children or a picture of yourself drawn on a piece of paper.
- Blindfold
- A picture of Jesus - write the words 'let the children come to me' on the picture.

How to play

- Pin the picture of Jesus to a poster board.
- Blindfold the children in turn and give them their drawing of themselves or a magazine picture of a child.
- Turn the child around 3 times and tell them to try to pin their picture on to the picture of Jesus on the poster board.
- After the game is over and everyone has had a turn, then let children move their picture around Jesus' feet, if they were not close to his feet.



Sing

See how very much our Father loves us, (x2)

for He calls us His children, and that is what
we are! (x2)



One John chapter three verse one. (x2)



© 2010 Greg Leavers

Watch this song on video at <https://youtu.be/Sj6-agXglJg>

If you'd like a copy of the sheet music, contact Andy Hughes - Ahughes@saintygyuned.org