

# KIDS CLUB BY POST

Weekly Pack 31  
26/10/20

## Two small coins

Story and activities to do at home  
while we are unable to meet.

Dont worry if you don't do everything in here.  
Just do what you fancy and have fun!



### **This pack has been prepared by:**

Andy Hughes - Urban Saints Wales, Susan Williams - Cynllun EFE and Capel Caersalem, Caernarfon,  
Nia Williams - Capel y Drindod Pwllheli, Jennifer Roberts - Eglwys Unedig Jerwsalem Bethesda  
with help, ideas and resources from Mair Roberts, Jo Palmer, Gwyn Rhydderch,  
Rachel Hughes, Anna Krabbenhöft & Greg Leavers

Mae yna  
fersiwn  
Cymraeg  
ar gael  
hefyd

Please note that, for copyright reasons, this pack may ONLY be distributed in full, free of charge.  
No single part of it may be separated or copied into any other publication without permission.  
Contact [AHughes@saintygymuned.org](mailto:AHughes@saintygymuned.org)



# Story

## New Living Translation

While Jesus was in the Temple, he watched the rich people dropping their gifts in the collection box. Then a poor widow came by and dropped in two small coins. "I tell you the truth," Jesus said, "this poor widow has given more than all the rest of them. For they have given a tiny part of their surplus, but she, poor as she is, has given everything she has."



*Luke 21:1-4*

Taken from the Holy Bible, New Living Translation © 1996,2004.  
Used by permission of Tyndale House Publishers Inc., Carol Stream, Illinois  
60166. All rights reserved.



## Simple version

Jesus was in the Temple watching the people come and go, near him were collection boxes for the people to put money in. The rich people put large amounts of money in. then a widow came and as she passed, she put two coins in the collection box. Jesus noticed this and said

to the disciples "This poor widow has given more to God than anyone else in here."

The disciples did not understand so Jesus explained.

"The rich people have enough to give without worrying about going without, but the widow gave all she had to live on without keeping any back. That is the biggest gift in God's eyes."



## Questions to discuss

After reading the story together, you could discuss these questions as a family:

1. Do you have a money box?
2. Do you know about any charities?
3. Why do you think it's good to give money to charity?
4. Do you think it is easier for a rich or poor person to give money to a good cause?



## Short prayer

Dear Father God,

thank you for everything you give us.

Thank you that we have enough food, clothes and toys.

Please help me to remember children in the world who do not have the things I have. Please help me to be kind to them.

Amen.





# Story to colour

## TWO small coins

Print Free: [www.lambsongs.co.nz](http://www.lambsongs.co.nz)

By Jill Kemp


Illustrated by Richard Gunther




Jesus went to the temple at Jerusalem, to tell people about God. He saw some people putting their gifts of money into the donation box.




A very rich man came into the temple with a big bag of money. He was putting it all into the donation box.




He was very pleased with himself and hoped everyone would notice how much money he was putting into the box. It jingled loudly as it went in. Such a lot of money!



It was easy for the rich man to give a lot. He had plenty of money to spend and he could buy anything he wanted. The rich man had plenty more money at home.



Then Jesus saw a poor little lady quietly drop two tiny coins into the donation box. She didn't have much money, but she loved God very much.



The poor lady had no more money to give. She could have kept it for herself. She gave it with a heart of thankfulness and love.



Jesus said, "This poor lady has given more than all the rich people. Giving didn't matter one bit to them, but this poor lady gave to God, when she needed it herself."



God sees the way we give to Him. He wants us to give because we love Him, not so that others can see how rich we are and think that we are important.




# Challenges

## Show them that you love them

Think about practical things that you could do to show someone that you love them.

For example, you could put the dishes away, clean a room or send someone a card or small present.



How about making Christmas cards or 'thinking of you' cards to sell to your family or friends and give the money to a good cause?



## Collecting coins

Why not collect some copper and 5p coins in a jar for a few weeks? You might then like to donate the money to charity.

## Refugees

The Safe Place game deals with some serious and important issues of the refugee crisis. It has been created to help children and young people understand the stories of refugees undertaking dangerous journeys.

<https://www.christianaid.org.uk/resources/safe-place-ludo-instructions>

<https://www.christianaid.org.uk/resources/safe-place-ludo-board-game>



**D G P H R N W A B O C E A H R N P W G T D S L F O**  
**F L S P B T H O R N W A E**  
**C R N W A B O C E A H R N P W G T D S L F W A B O H**

# Wordsearch


U	S	K	N	A	D	O	E	S	T	R	C	X	B	U	V	C	N
N	G	X	Z	Q	U	M	U	R	E	G	W	S	L	J	D	X	U
T	N	P	L	X	G	U	U	F	X	G	H	L	J	B	P	D	E
W	I	P	A	O	N	T	T	K	N	K	A	F	I	A	W	O	A
L	H	Y	H	R	H	G	U	L	H	M	O	Z	V	N	M	X	W
V	T	I	Z	G	T	R	B	A	S	U	L	P	R	U	S	P	A
C	Y	N	I	C	T	J	A	Q	M	W	I	S	G	N	V	V	Q
O	R	V	Z	I	O	H	I	E	W	J	O	P	O	O	R	S	S
I	E	W	N	E	Z	T	G	Y	F	Y	M	C	O	I	S	G	O
N	V	Y	R	S	U	S	E	J	T	U	P	S	F	T	X	E	N
S	E	Z	G	F	I	G	N	R	K	N	E	H	F	C	Y	O	L
N	P	O	E	L	P	M	E	T	A	L	X	S	E	E	Y	F	B
E	M	L	O	J	E	H	C	I	R	L	D	I	R	L	F	C	F
I	X	W	G	B	G	M	N	X	Y	Y	Q	O	I	L	W	C	P
G	T	D	I	E	G	B	U	G	C	V	F	D	N	O	O	A	A
Y	A	K	F	M	Z	P	C	S	J	N	L	K	G	C	D	L	D
P	N	R	T	I	J	W	E	F	F	Q	R	K	I	Z	I	E	D
A	F	Z	S	J	O	T	D	J	D	K	F	Q	A	K	W	S	U

- JESUS
- TEMPLE
- RICH
- OFFERING
- GIFTS
- SURPLUS
- COLLECTION
- BOX
- POOR
- WIDOW
- TWO
- SMALL
- COINS
- TINY
- PART
- GIVE
- EVERYTHING
- TRUTH


## Puzzle

### Money letters

Use the coins code to reveal what Jesus said  
 In Mark 12 verse 30.



Write the verse here...



most lov h  
 Lord y r God  
 with all y r h r  
 all y r soul, all  
 y r mond, nd all  
 y r strength.






## Shove ha'penny

### You will need:

Cardboard box, thick paper or thin card, ruler, scissors, felt pens, glue, something to make a circle shape - like the bottom of a cup, some pennies - for each player

### What to do:

- Cut down one side of the cardboard box with scissors and fold it down.
- Measure out a large piece of thick paper or card to fit a little longer than the bottom of the box.
- Draw a line every 4cm on the paper with the ruler and felt pen.
- Number each zone from 1 - 7
- Cut 3 circles and count them in 8, 9 and 10.
- Glue the circles onto the paper.
- Glue the paper to the bottom of the box.



### How to play:

- Place the box on a table with its open edge close to the side of the table.
- Each player gets 4 penny coins.
- The player puts his penny on the edge of the box and pushes it.
- If the penny gets inside one of the zones it scores that number of points. If the penny stops in one of the circles, it scores that number.
- After pushing four pennies, the player adds up their score.
- Remember everyone's score! The highest score wins.



## Money tower

### You will need:

- As many coins as you can find!

### How to Play:

- Take it in turns to make a tower of money.
- How many coins can you stack before the tower falls?
- After you have had a number of turns, see how tall you can stack a tower in a certain amount of time - maybe 2 minutes - without it falling.
- Challenge other members of your family to make a tower with the coins.



Video of the story

<https://youtu.be/yZuxHRWdMJc>

Video of song of the week

<https://youtu.be/eZZYGU1TXJ0>



Cartoon about the story

<https://www.youtube.com/watch?v=tUwcMlbBml8>



## Links



# Craft

## Bee Money Pot

### you will need:

Empty & clean gravy tub with lid (or any tub with a lid!), yellow paper, black card, 2 x white card, scissors, pencil, felt pens, glue stick.



1. Cut the yellow paper into squares.



2. Cover the tub with glue & cover with the yellow paper squares.



3. If you don't have yellow paper, you could cover the tub with white paper & then paint yellow.



4. Cut long strips of black card.



5. Glue the black strips of card & stick them evenly around the yellow tub.



6. Draw & colour in 2 eyes & a mouth. Cut out.



7. Glue & stick the eyes & mouth to the front of the tub.



8. Fold white card in half. Draw around hand & cut out. You will have 2 hands.



9. Glue & stick the 2 hands to the back of the tub.



10. Draw some antennae on black card & cut out.



11. Glue & stick the antennae to the back of the tub.



The Bee Money Pot is all ready to use. Don't forget to BEE a cheerful giver!



# Creative prayer

## Copper coins

- Take two copper coins and some vinegar.
- Put one coin in the vinegar overnight.
- In the morning remove the coin from the vinegar.
- What has happened to the red coin?
- Think about what happened to the coin. The vinegar has turned it bright and clean.
- It says in the Bible that God can create a pure, clean heart within us. Just as the vinegar has changed the coin, God can change us.
- Pray and ask God to give you a clean, pure heart and say "I'm sorry" for the things you have done wrong.



## Sing

Jesus at the temple seeing people bring  
Some with little, some with loads, their money offering.

A rich man giving plenty, made sure people saw  
Bags full given, but he knew back home he had much more

Jesus said "This rich man didn't give to bless;  
Gave from money he had spare - just wanted to impress."

A lady walks in humbly trusting that God saw  
She puts her last two coins in at home she had no more.

Jesus said "This woman gave much more than that man;  
By giving God her everything, she's given all she can."

*Don't give so that other people are impressed,  
Give to Father God so He is blessed.*



© 2020 Greg Leavers

To watch a video of this song, click on <https://youtu.be/eZZYGU1TXJ0>

If you'd like a copy of the sheet music for this song, contact Andy Hughes - [ahughes@saintygyuned.org](mailto:ahughes@saintygyuned.org)